

Brief introduction of the 11th Symposium on Polar Science online meeting system

<https://www.nipr.ac.jp/symposium2020/>
<https://ads.nipr.ac.jp/PolarSymposium2020/>



polarsymp2020@nipr.ac.jp





Signin



Home Symposium Homepage [Signin](#)

The 11th Symposium on Polar Science online meeting system

Please signin
This online meeting site cannot be used without signin.
For the first signin, set your password from "[Password Reset](#)".
Please use your email address which was used for the registration to symposium.

Signin

Email

Password

[Signin](#)

Forgot password. [Password Reset](#)

- This online meeting site cannot be used without signin.
- For first login, set the password from "Password Reset".
- Please use your email address which was used for the registration to symposium.



Top page



The screenshot shows the top navigation bar with links: Home, Program, Time Table, My Room, and Symposium Homepage. Below the navigation bar is a large banner image of penguins on a snowy beach with the text "The 11th Symposium on Polar Science online meeting system". To the left of the main content area is a vertical menu with links: Home, Program, Time Table, My Room, and Symposium HomePage. The main content area contains two sections: "Next step" with three bullet points and "Online meeting period: 16 November – 18 December 2020" and "Real-time Oral session: 1 – 3 December 2020" with two bullet points.

Home Program Time Table My Room Symposium Homepage

The 11th Symposium on Polar Science online meeting system

Home
Program
Time Table
My Room
Symposium HomePage

Next step

- Please check and answer questions/comments to your presentations during the Meeting period.
- Please go to "Program" or "Time Table" to find sessions of your interest and join the discussion.
- Your presentations are always accessible from your "My Room".

Online meeting period: 16 November – 18 December 2020

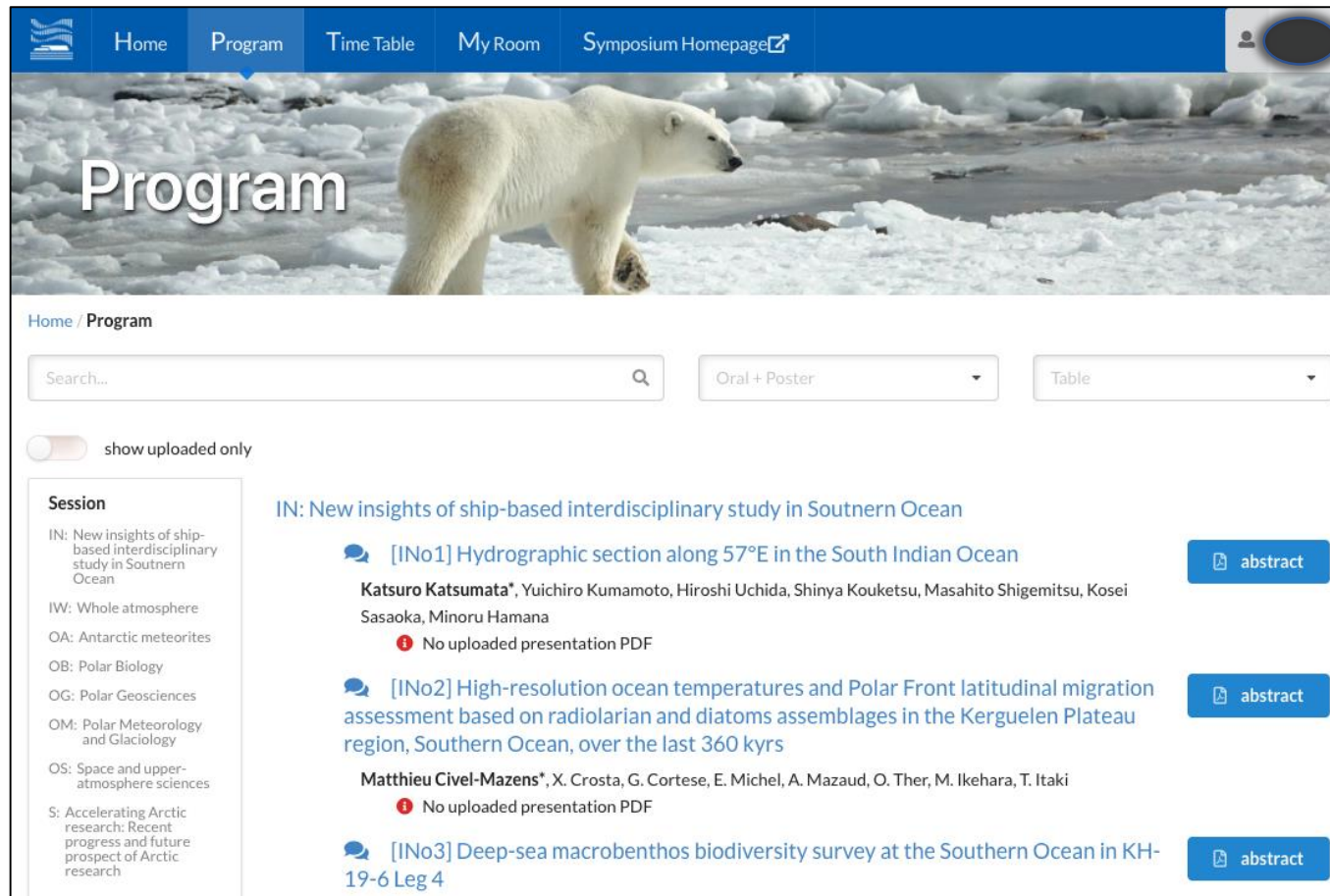
Real-time Oral session: 1 – 3 December 2020

- Participants can ask questions or make comments to the authors once the presentation files in PDF format (slides or posters) are uploaded.
- The authors are asked to respond to them during the meeting period.

- When you sign in, you will come to this page
- There is a menu on the top
- Choose “Program” to find entire program of symposium meeting shown in the next page.



“Program” page



Home / Program

Search...

Oral + Poster

Table

☐ show uploaded only

Session

IN: New insights of ship-based interdisciplinary study in Southern Ocean

IW: Whole atmosphere

OA: Antarctic meteorites

OB: Polar Biology

OG: Polar Geosciences

OM: Polar Meteorology and Glaciology

OS: Space and upper-atmosphere sciences

S: Accelerating Arctic research: Recent progress and future prospect of Arctic research

IN: New insights of ship-based interdisciplinary study in Southern Ocean

[INo1] Hydrographic section along 57°E in the South Indian Ocean

Katsuro Katsumata*, Yuichiro Kumamoto, Hiroshi Uchida, Shinya Kouketsu, Masahito Shigemitsu, Kosei Sasaoka, Minoru Hamana

No uploaded presentation PDF

[INo2] High-resolution ocean temperatures and Polar Front latitudinal migration assessment based on radiolarian and diatoms assemblages in the Kerguelen Plateau region, Southern Ocean, over the last 360 kyrs

Matthieu Civel-Mazens*, X. Crosta, G. Cortese, E. Michel, A. Mazaud, O. Ther, M. Ikehara, T. Itaki

No uploaded presentation PDF

[INo3] Deep-sea macrobenthos biodiversity survey at the Southern Ocean in KH-19-6 Leg 4

abstract

abstract

abstract

- “Search” allows you to find words, such as author’s name, key words etc..
- “Presentation type” can change the list to “Oral”, “Poster”, or “No select.”
- “Table” can be narrow the list to sessions in time-table.
- “show uploaded only” button leads to the list of the uploaded presentation files.
- “Time Table” on the top menu leads to the site shown in the next page.



“Time table” page

Day 2

Time Table

Tue. 1st Dec. Wed. 2nd Dec. Thu. 3rd Dec.

Room 1 Room 2 Room 3

10:00

11:00

11:30

[OB] Polar Biology (1)
30min x 3

12:00

13:00

14:00

14:30

14:45

13:00

14:15

14:30

14:45

[OB] Polar Biology (2)
30min x 3

[OG] Polar Geosciences (1)
15min x 5

[OS] Space and upper-atmosphere sciences (1)
15min x 6

- “Time table” shows the schedules of real-time oral session.
- Date selection buttons shown in top of the table leads to change the sheet of the table.
- You can press each session card, then detailed information of the session is displayed.
- Zoom URL* of the session is also displayed here.

* Zoom URL will be posted at the previous day.



“My Room” (Personal page)



- “My Room” is your personal page.
- You will find a list of your presentations.
- You can upload your presentation file in PDF format (slides or posters) here.
- When you click the “Presentation page URL”, it jumps to your presentation page that is shown in the next page.



Presentation page (abstract tab)

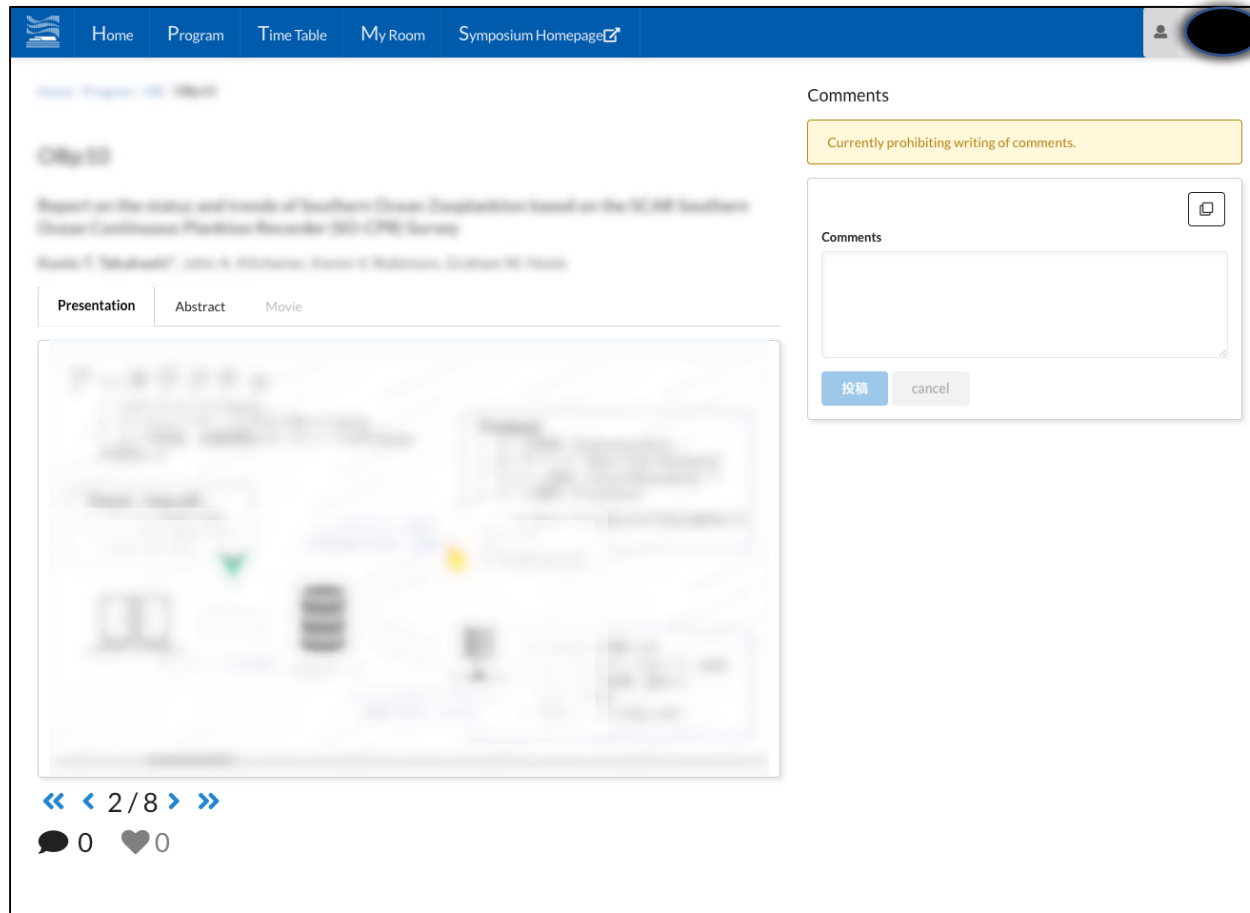


The screenshot shows the ADS website interface. At the top is a blue navigation bar with links: Home, Program, Time Table, My Room, and Symposium Homepage. Below this is a header section with a title and a description. A tabbed interface is visible with three tabs: Presentation, Abstract (which is selected), and Movie. The main content area displays the abstract text. On the right side, there is a 'Comments' section. It includes a yellow warning box that says 'Currently prohibiting writing of comments.' Below this is a text input field for comments, a small icon for attaching files, and two buttons: '投稿' (Submit) and 'cancel'.

- The Presentation page consists of the screen (left) and the comment form (right).
- On the screen you can choose “Presentation,” in which you can check your presentation file, or “Abstract” in which you can see your abstract, or “Movie”.
- Your abstract is already uploaded there.



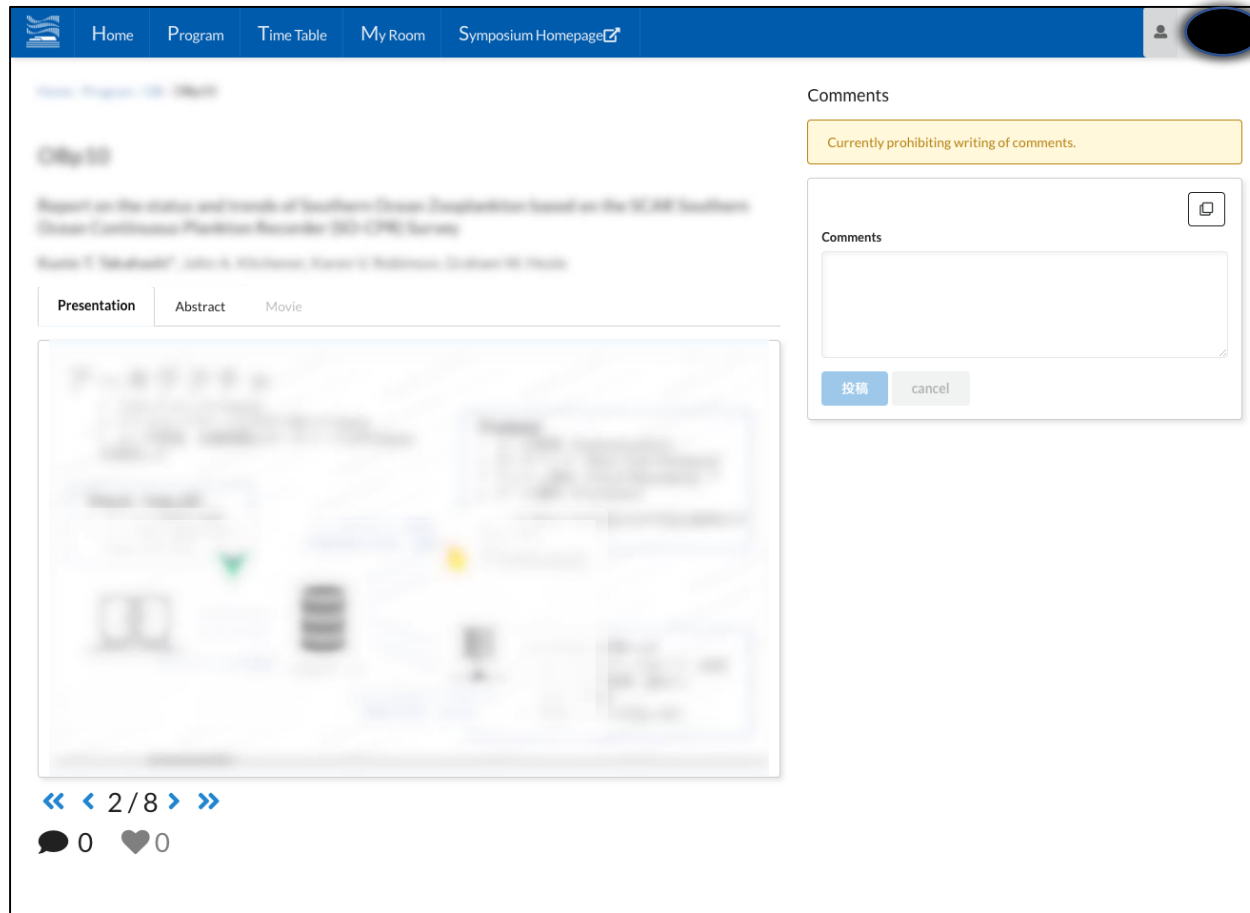
Presentation page



- Now you have your presentation file on your presentation page.
- Participants can ask a question and give a comment using the comment form.
- Presenter (Author) should answer to the questions and comments during the discussion period.



Presentation page



- You can go and back the pages of the presentation.
- You can use “Like it!” button (heart mark) for the presentation and comments.



Contact

- Symposium Local Organizing Committee
 - polarsymp2020@nipr.ac.jp